

**CATALOG**


[WWW.COMO-LDA.PT](http://WWW.COMO-LDA.PT)



**COMO – Componentes de Mobiliário Lda.**

Edifício Masa – Pavilhão 4. Apartado 3095  
Barrosinhas | Trofa 3750-772 Águeda  
GPS. 40°35'55.2"N 8°27'43.5"W

T. 234 648 048 / 234 648 049  
F. 234 648 050  
E. geral@como.pt  
S. www.como-lda.pt



Specialists in Compact HPL and Melamines.

# INDEX

6.

OUR LOCKERS

---

7.

COMPACT HPL LOCKERS

---

26.

COMPACT HPL LOCKERS WITH BENCH

---

36.

COMPACT HPL AND ALUMINUM PROFILE LOCKERS

---

54.

COMPACT HPL AND ALUMINUM PROFILE LOCKERS WITH BENCH

---

64.

WATER RESISTANT MDF LOCKERS WITH COMPACT HPL DOORS

---

82.

W. RESISTANT MDF LOCKERS W/ COMPACT HPL DOORS W/ BENCH

---

92.

MELAMINE LOCKERS

---

108.

SPECIAL PROJECTS

---

111.

COMPACT HPL APPLICATIONS

---

112.

COMPACT HPL MOD. PC CUBICLES

---

114.

COMPACT HPL MOD. ASC CUBICLES

---

116.

COMPACT HPL PARTITIONS

---

118.

COMPACT HPL BENCHES

# INDEX

**122.**

COMPACT HPL HANGERS

**124.**

COMPACT HPL WORKTOPS

**126.**

COMPACT HPL FURNITURE

**131.**

MELAMINE FURNITURE

**132.**

MELAMINE TABLES

**135.**

MELAMINE DESKS

**136.**

MELAMINE CABINETS

**138.**

MELAMINE BLOCKS OF DRAWERS

**140.**

LIFTING DESK

**142.**

PROJECT PORTEFOLIO

**146.**

MATERIALS AND HARDWARE

**154.**

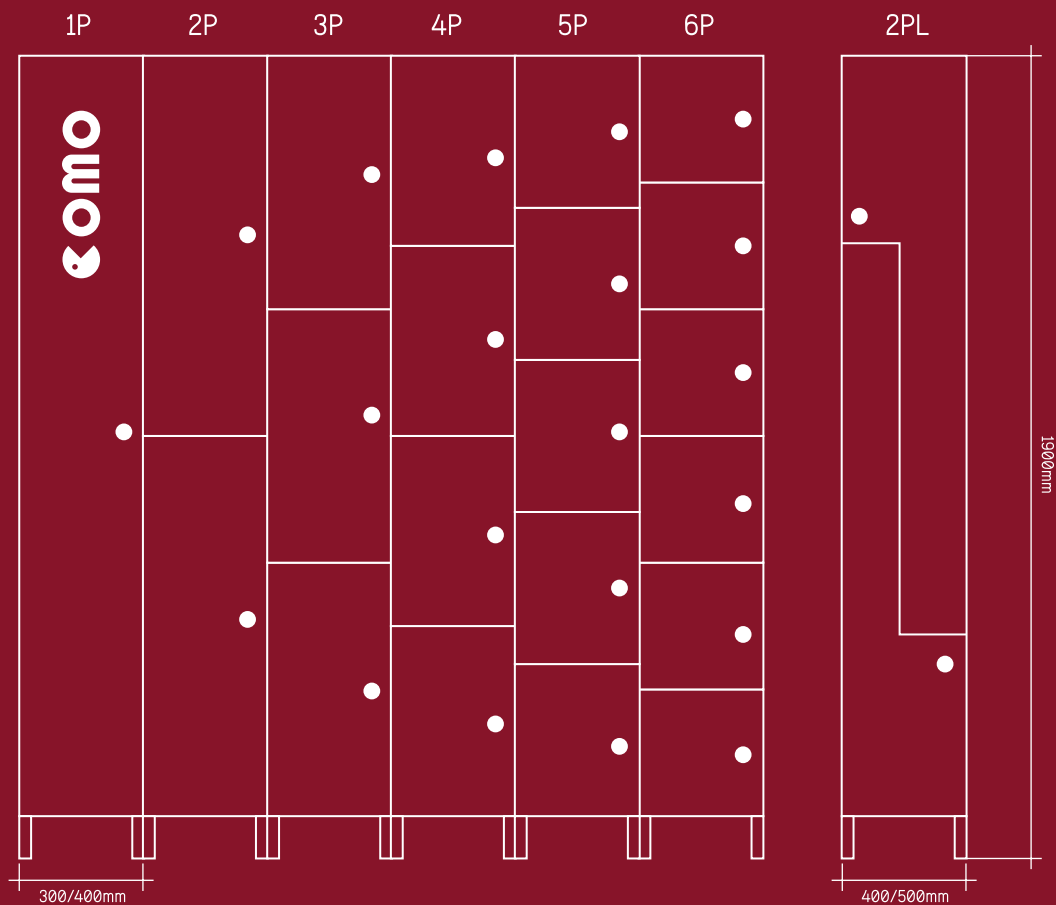
COMPACT HPL **COLORS**

**155.**

MELAMINE **COLORS**

# OUR LOCKERS

## STANDARD DIMENSIOS



Our range of **lockers** features a variety of materials in order to adapt to the needs of each **client**.

We have standard dimensions, but we also produce, **on request**, made-to-measure projects.

# COMPACT HPL LOCKERS

Due to its water repellent, antibacterial, antifungal and fire retardant characteristics, it becomes the solution of choice for places such as:

**Hospitals;** ● —————→ 

**Bathrooms in Educational Establishments;** ● —————→ 

**Sports locker rooms;** ● —————→ 

or other intensive use installations such as:

**Commercial Facilities;** ● —————→ 

**Industrial Facilities.** ● —————→ 

## GLOSSARY

**Antibacterial:** Destroys bacteria and prevents their growth.

**Antifungal:** Destroys fungi.

# COMPACT HPL LOCKERS

---



Lockers in compact HPL with anti-corrosive screwing.



## TPOLOGY 1P

## Technical SHEET

### 1 DOOR PER COLUMN

Includes:  
SHELF + ROD



#### EXTERNAL DIMENSIONS (mm)

N.º of Columns	Height w/ Feet	Width	Depth	Locker Reference
1	1900	305	507	<b>1C1P</b>
2	1900	600	507	<b>2C1P</b>
3	1900	895	507	<b>3C1P</b>

#### INTERNAL DIMENSIONS (mm)

Smaller compartment height	Larger compartment height	Width	Depth
345	1425	285	475

## TPOLOGY G-1P

### 1 DOOR PER COLUMN

Includes:  
SHELF + ROD




#### EXTERNAL DIMENSIONS (mm)

N.º of Columns	Height w/ Feet	Width	Depth	Locker Reference
1	1900	405	507	<b>G-1C1P</b>
2	1900	800	507	<b>G-2C1P</b>

#### INTERNAL DIMENSIONS (mm)

Smaller compartment height	Larger compartment height	Width	Depth
345	1425	285	475





Lockers in compact HPL with anti-corrosive screwing.

## TPOLOGY **2P**

## Technical SHEET

### 2 DOORS PER COLUMN

Includes:  
ROD

#### EXTERNAL DIMENSIONS (mm)

N.º of Columns	Height w/ Feet	Width	Depth	Locker Reference
1	1900	305	507	<b>1C2P</b>
2	1900	600	507	<b>2C2P</b>
3	1900	895	507	<b>3C2P</b>



#### INTERNAL DIMENSIONS OF EACH LOCKER (mm)

Height	Width	Depth
885	285	475

## TPOLOGY **G-2P**

### 2 DOORS PER COLUMN

Includes:  
ROD

#### EXTERNAL DIMENSIONS (mm)

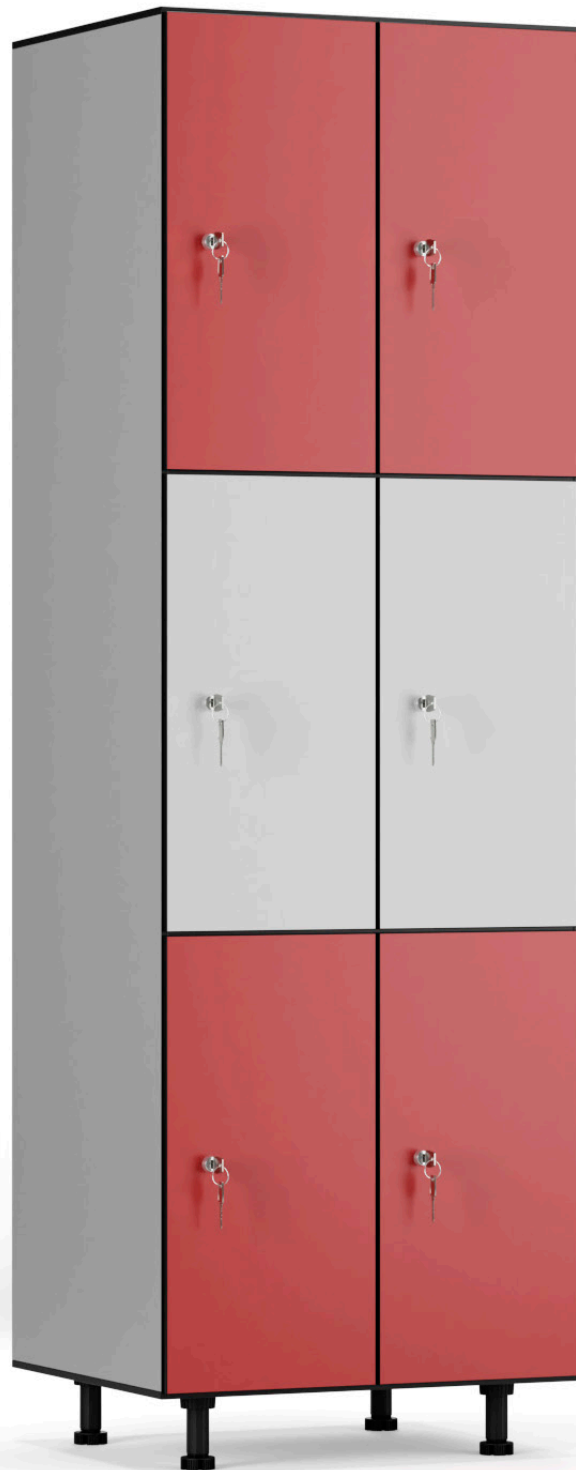
N.º of Columns	Height w/ Feet	Width	Depth	Locker Reference
1	1900	405	507	<b>G-1C2P</b>
2	1900	800	507	<b>G-2C2P</b>



#### INTERNAL DIMENSIONS OF EACH LOCKER (mm)

Height	Width	Depth
885	385	475





Lockers in compact HPL with anti-corrosive screwing.

## TYOLOGY 3P

## Technical SHEET

3 DOORS PER COLUMN

### EXTERNAL DIMENSIONS (mm)

N.º of Columns	Height w/ Feet	Width	Depth	Locker Reference
1	1900	305	507	<b>1C3P</b>
2	1900	600	507	<b>2C3P</b>
3	1900	895	507	<b>3C3P</b>



### INTERNAL DIMENSIONS OF EACH LOCKER (mm)

Height	Width	Depth
885	285	475

## TYOLOGY G-3P

3 DOORS PER COLUMN

### EXTERNAL DIMENSIONS (mm)

N.º of Columns	Height w/ Feet	Width	Depth	Locker Reference
1	1900	405	507	<b>G-1C3P</b>
2	1900	800	507	<b>G-2C3P</b>



### INTERNAL DIMENSIONS OF EACH LOCKER (mm)

Height	Width	Depth
586	385	475









Lockers in compact HPL with anti-corrosive screwing.



## TPOLOGY 4P

## Technical SHEET

4 DOORS PER COLUMN



### EXTERNAL DIMENSIONS (mm)

N.º of Columns	Height w/ Feet	Width	Depth	Locker Reference
1	1900	305	507	<b>1C4P</b>
2	1900	600	507	<b>2C4P</b>
3	1900	895	507	<b>3C4P</b>

### INTERNAL DIMENSIONS OF EACH LOCKER (mm)

Height	Width	Depth
437	285	475

## TPOLOGY G-4P

4 DOORS PER COLUMN



### EXTERNAL DIMENSIONS (mm)

N.º of Columns	Height w/ Feet	Width	Depth	Locker Reference
1	1900	405	507	<b>G-1C4P</b>
2	1900	800	507	<b>G-2C4P</b>

### INTERNAL DIMENSIONS OF EACH LOCKER (mm)

Height	Width	Depth
437	385	475





Lockers in compact HPL with anti-corrosive screwing.

## TPOLOGY 5P

## Technical SHEET

5 DOORS PER COLUMN



### EXTERNAL DIMENSIONS (mm)

N.º of Columns	Height w/ Feet	Width	Depth	Locker Reference
1	1900	305	507	<b>1C5P</b>
2	1900	600	507	<b>2C5P</b>
3	1900	895	507	<b>3C5P</b>

### INTERNAL DIMENSIONS OF EACH LOCKER (mm)

Height	Width	Depth
348	285	475

## TPOLOGY G-5P

5 DOORS PER COLUMN



### EXTERNAL DIMENSIONS (mm)

N.º of Columns	Height w/ Feet	Width	Depth	Locker Reference
1	1900	405	507	<b>G-1C5P</b>
2	1900	800	507	<b>G-2C5P</b>

### INTERNAL DIMENSIONS OF EACH LOCKER (mm)

Height	Width	Depth
348	385	475






Lockers in compact HPL with anti-corrosive screwing.

## TYOLOGY 6P

## Technical SHEET

6 DOORS PER COLUMN



### EXTERNAL DIMENSIONS (mm)


N.º of Columns	Height w/ Feet	Width	Depth	Locker Reference
1	1900	305	507	<b>1C6P</b>
2	1900	600	507	<b>2C6P</b>
3	1900	895	507	<b>3C6P</b>

### INTERNAL DIMENSIONS OF EACH LOCKER (mm)

Height	Width	Depth
288	285	475

## TYOLOGY G-6P

6 DOORS PER COLUMN



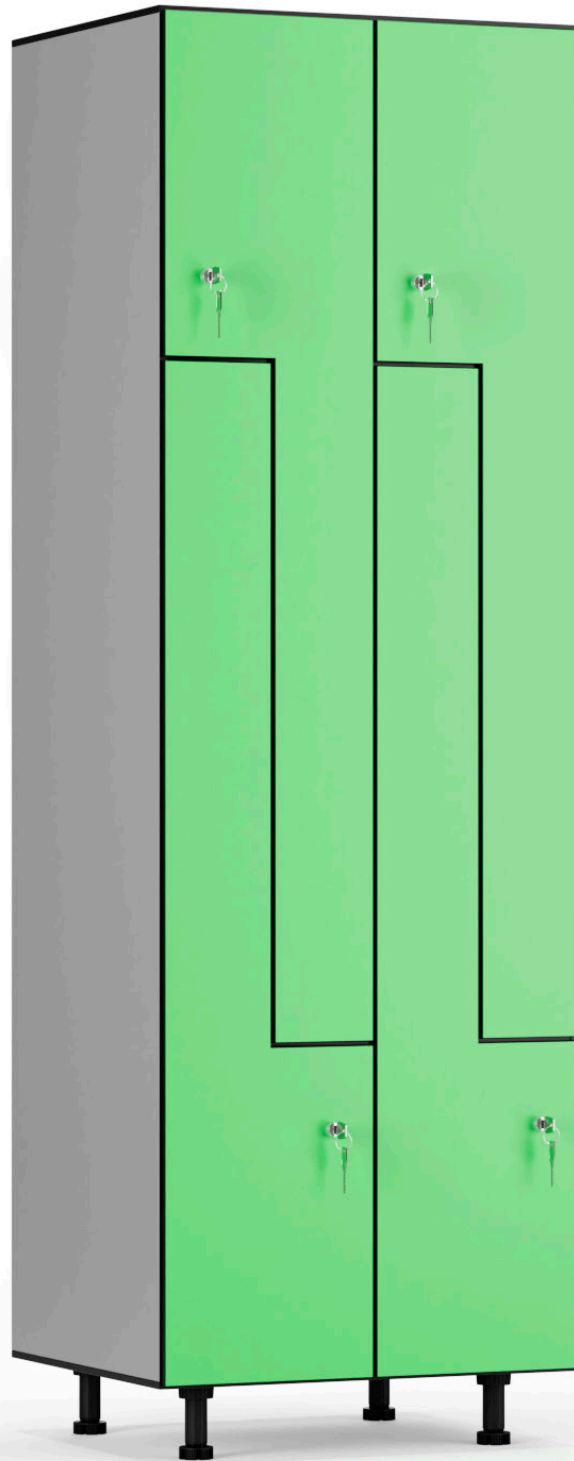
### EXTERNAL DIMENSIONS (mm)

N.º of Columns	Height w/ Feet	Width	Depth	Locker Reference
1	1900	405	507	<b>G-1C6P</b>
2	1900	800	507	<b>G-2C6P</b>

### INTERNAL DIMENSIONS OF EACH LOCKER (mm)

Height	Width	Depth
288	385	475



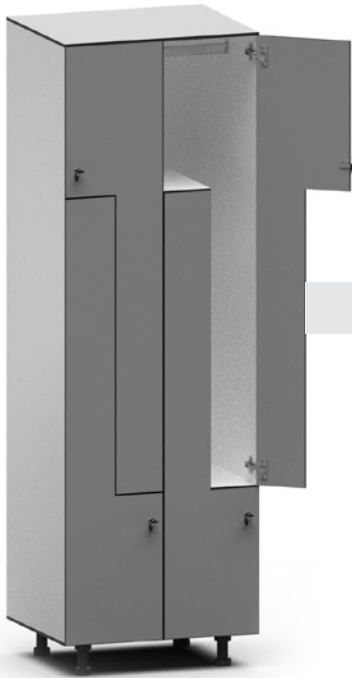


Lockers in compact HPL with anti-corrosive screwing.

## TYPOLOGY **2PL**

## Technical **SHEET**

2 DOORS IN "L" PER COLUMN



### EXTERNAL DIMENSIONS (mm)

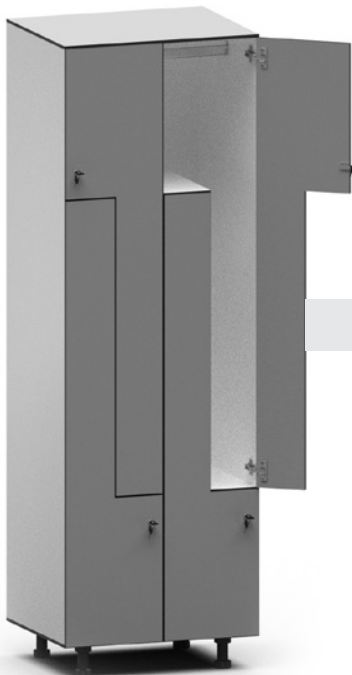
N.º of Columns	Height w/ Feet	Width	Depth	Locker Reference
1	1900	400	507	<b>1C2PL</b>
2	1900	790	507	<b>2C2PL</b>

### INTERNAL DIMENSIONS OF EACH LOCKER (mm)

Maximum Height	Minimum Height	Maximum Width	Minimum Width	Depth
1335	435	380	185	475

## TYPOLOGY **G-2PL**

2 DOORS IN "L" PER COLUMN



### EXTERNAL DIMENSIONS (mm)

N.º of Columns	Height w/ Feet	Width	Depth	Locker Reference
1	1900	500	507	<b>G-1C2PL</b>
2	1900	990	507	<b>G-2C2PL</b>

### INTERNAL DIMENSIONS OF EACH LOCKER (mm)

Maximum Height	Minimum Height	Maximum Width	Minimum Width	Depth
1335	435	480	235	475










# COMPACT HPL LOCKERS WITH BENCH

---



Lockers in compact HPL with anti-corrosive screwing.

## TYOLOGY 1P

## Technical SHEET

### 1 DOOR PER COLUMN

Includes:  
SHELF + ROD



#### EXTERNAL DIMENSIONS (mm)

N.º of Columns	Height w/ Feet	Width	Depth	Locker Reference
1	1500	305	507	<b>1C1P/B</b>
2	1500	600	507	<b>2C1P/B</b>
3	1500	895	507	<b>3C1P/B</b>

#### INTERNAL DIMENSIONS (mm)

Smaller compartment Height	Larger compartment Height	Width	Depth
345	1125	285	475

#### BENCH DIMENSIONS (mm)

Height	Depth of stainless steel structure	Seat depth
435	820	320

## TYOLOGY G-1P

### 1 DOOR PER COLUMN

Includes:  
SHELF + ROD



#### EXTERNAL DIMENSIONS (mm)

N.º of Columns	Height w/ Feet	Width	Depth	Locker Reference
1	1500	405	507	<b>G-1C1P/B</b>
2	1500	800	507	<b>G-2C1P/B</b>

#### INTERNAL DIMENSIONS (mm)

Smaller compartment Height	Larger compartment Height	Width	Depth
345	1125	285	475

#### BENCH DIMENSIONS (mm)

Height	Depth of stainless steel structure	Seat depth
435	820	320



## TPOLOGY 2P

## Technical SHEET

### 2 DOORS PER COLUMN

Includes:  
ROD



#### EXTERNAL DIMENSIONS (mm)

N.º of Columns	Height w/ Feet	Width	Depth	Locker Reference
1	1500	305	507	<b>1C2P/B</b>
2	1500	600	507	<b>2C2P/B</b>
3	1500	895	507	<b>3C2P/B</b>

#### INTERNAL DIMENSIONS (mm)

Height	Width	Depth
735	285	475

#### BENCH DIMENSIONS (mm)

Height	Depth of stainless steel structure	Seat depth
435	820	320

## TPOLOGY G-2P

### 2 DOORS PER COLUMN

Includes:  
ROD



#### EXTERNAL DIMENSIONS (mm)

N.º of Columns	Height w/ Feet	Width	Depth	Locker Reference
1	1500	405	507	<b>G-1C2P/B</b>
2	1500	800	507	<b>G-2C2P/B</b>

#### INTERNAL DIMENSIONS (mm)

Height	Width	Depth
735	385	475

#### BENCH DIMENSIONS (mm)

Height	Depth of stainless steel structure	Seat depth
435	820	320

Lockers in compact HPL with anti-corrosive screwing.

## TPOLOGY 3P

## Technical SHEET

3 DOORS PER COLUMN



### EXTERNAL DIMENSIONS (mm)

N.º of Columns	Height w/ Feet	Width	Depth	Locker Reference
1	1500	305	507	<b>1C3P/B</b>
2	1500	600	507	<b>2C3P/B</b>
3	1500	895	507	<b>3C3P/B</b>

### INTERNAL DIMENSIONS (mm)

Height	Width	Depth
486	285	475

### BENCH DIMENSIONS (mm)

Height	Depth of stainless steel structure	Seat depth
435	820	320

## TPOLOGY G-3P

3 DOORS PER COLUMN



### EXTERNAL DIMENSIONS (mm)

N.º of Columns	Height w/ Feet	Width	Depth	Locker Reference
1	1500	405	507	<b>G-1C3P/B</b>
2	1500	800	507	<b>G-2C3P/B</b>

### INTERNAL DIMENSIONS (mm)

Height	Width	Depth
486	385	475

### BENCH DIMENSIONS (mm)

Height	Depth of stainless steel structure	Seat depth
435	820	320



## TPOLOGY 4P

## Technical SHEET

4 DOORS PER COLUMN



### EXTERNAL DIMENSIONS (mm)

N.º of Columns	Height w/ Feet	Width	Depth	Locker Reference
1	1500	305	507	<b>1C4P/B</b>
2	1500	600	507	<b>2C4P/B</b>
3	1500	895	507	<b>3C4P/B</b>

### INTERNAL DIMENSIONS (mm)

Height	Width	Depth
437	285	475

### BENCH DIMENSIONS (mm)

Height	Depth of stainless steel structure	Seat depth
435	820	320

## TPOLOGY G-4P

4 DOORS PER COLUMN



### EXTERNAL DIMENSIONS (mm)

N.º of Columns	Height w/ Feet	Width	Depth	Locker Reference
1	1500	405	507	<b>G-1C4P/B</b>
2	1500	800	507	<b>G-2C4P/B</b>

### INTERNAL DIMENSIONS (mm)

Height	Width	Depth
437	385	475

### BENCH DIMENSIONS (mm)

Height	Depth of stainless steel structure	Seat depth
435	820	320

Lockers in compact HPL with anti-corrosive screwing.

## TPOLOGY 5P

## Technical SHEET

5 DOORS PER COLUMN



### EXTERNAL DIMENSIONS (mm)

N.º of Columns	Height w/ Feet	Width	Depth	Locker Reference
1	1500	305	507	<b>1C5P/B</b>
2	1500	600	507	<b>2C5P/B</b>
3	1500	895	507	<b>3C5P/B</b>

### INTERNAL DIMENSIONS (mm)

Height	Width	Depth
348	285	475

### BENCH DIMENSIONS (mm)

Height	Depth of stainless steel structure	Seat depth
435	820	320

## TPOLOGY G-5P

5 DOORS PER COLUMN



### DIMENSÕES EXTERNAS (mm)

N.º de Colunas	Altura c/Pés	Largura	Profundidade	Código Cacifo
1	1500	405	507	<b>G-1C5P/B</b>
2	1500	800	507	<b>G-2C5P/B</b>

### INTERNAL DIMENSIONS (mm)

Height	Width	Depth
348	385	475

### BENCH DIMENSIONS (mm)

Height	Depth of stainless steel structure	Seat depth
435	820	320



## TPOLOGY 6P

## Technical SHEET

6 DOORS PER COLUMN



### EXTERNAL DIMENSIONS (mm)

N.º of Columns	Height w/ Feet	Width	Depth	Locker Reference
1	1500	305	507	<b>1C6P/B</b>
2	1500	600	507	<b>2C6P/B</b>
3	1500	895	507	<b>3C6P/B</b>

### INTERNAL DIMENSIONS (mm)

Height	Width	Depth
238	285	475

### BENCH DIMENSIONS (mm)

Height	Depth of stainless steel structure	Seat depth
435	820	320

## TPOLOGY G-6P

6 DOORS PER COLUMN



### EXTERNAL DIMENSIONS (mm)

N.º of Columns	Height w/ Feet	Width	Depth	Locker Reference
1	1500	405	507	<b>G-1C6P/B</b>
2	1500	800	507	<b>G-2C6P/B</b>

### INTERNAL DIMENSIONS (mm)

Height	Width	Depth
238	385	475

### BENCH DIMENSIONS (mm)

Height	Depth of stainless steel structure	Seat depth
435	820	320

Lockers in compact HPL with anti-corrosive screwing.



## TPOLOGY **2PL**

## Technical **SHEET**

2 DOORS IN "L" PER COLUMN



### EXTERNAL DIMENSIONS (mm)

N.º of Columns	Height w/ Feet	Width	Depth	Locker Reference
1	1500	400	507	<b>1C2PL/B</b>
2	1500	790	507	<b>2C2PL/B</b>

### INTERNAL DIMENSIONS OF EACH LOCKER (mm)

Maximum Height	Minimum Height	Maximum Width	Minimum Width	Depth
1035	285	380	185	475

### BENCH DIMENSIONS (mm)

Height	Depth of stainless steel structure	Seat depth
435	820	320

## TPOLOGY **G-2PL**

2 DOORS IN "L" PER COLUMN



### EXTERNAL DIMENSIONS (mm)

N.º of Columns	Height w/ Feet	Width	Depth	Locker Reference
1	1500	500	507	<b>G-1C2PL/B</b>
2	1500	990	507	<b>G-2C2PL/B</b>

### INTERNAL DIMENSIONS OF EACH LOCKER (mm)

Maximum Height	Minimum Height	Maximum Width	Minimum Width	Depth
1035	285	480	235	475

### BENCH DIMENSIONS (mm)

Height	Depth of stainless steel structure	Seat depth
435	820	320







# COMPACT HPL AND ALUMINUM PROFILE **LOCKERS**

---



Lockers with structure in compact HPL, perimetry in aluminum profiles and anticorrosive screwing.

## TPOLOGY 1P

## Technical SHEET

### 1 DOOR PER COLUMN

Includes:  
SHELF + ROD



#### EXTERNAL DIMENSIONS (mm)

N.º of Columns	Height w/ Feet	Width	Depth	Locker Reference
1	1900	317	502	<b>1C1P</b>
2	1900	605	502	<b>2C1P</b>
3	1900	895	502	<b>3C1P</b>

#### INTERNAL DIMENSIONS (mm)

Smaller compartment height	Larger compartment height	Width	Depth
361	1408	284	477

## TPOLOGY G-1P

### 1 DOOR PER COLUMN

Includes:  
SHELF + ROD



#### EXTERNAL DIMENSIONS (mm)

N.º of Columns	Height w/ Feet	Width	Depth	Locker Reference
1	1900	417	502	<b>G-1C1P</b>
2	1900	805	502	<b>G-2C1P</b>

#### INTERNAL DIMENSIONS (mm)

Smaller compartment height	Larger compartment height	Width	Depth
361	1408	384	477





Lockers with structure in compact HPL, perimetry in aluminum profiles and anticorrosive screwing.

## TPOLOGY 2P

## Technical SHEET

### 2 DOORS PER COLUMN

Includes:  
ROD

#### EXTERNAL DIMENSIONS (mm)

N.º of Columns	Height w/ Feet	Width	Depth	Locker Reference
1	1900	317	502	<b>1C2P</b>
2	1900	605	502	<b>2C2P</b>
3	1900	895	502	<b>3C2P</b>



#### INTERNAL DIMENSIONS OF EACH LOCKER (mm)

Height	Width	Depth
885	284	477

## TPOLOGY G-2P

### 2 DOORS PER COLUMN

Includes:  
ROD

#### EXTERNAL DIMENSIONS (mm)

N.º of Columns	Height w/ Feet	Width	Depth	Locker Reference
1	1900	417	502	<b>G-1C2P</b>
2	1900	805	502	<b>G-2C2P</b>



#### INTERNAL DIMENSIONS OF EACH LOCKER (mm)

Height	Width	Depth
885	384	477





Lockers with structure in compact HPL, perimetry in aluminum profiles and anticorrosive screwing.



## TYOLOGY 3P

## Technical SHEET

3 DOORS PER COLUMN

### EXTERNAL DIMENSIONS (mm)

N.º of Columns	Height w/ Feet	Width	Depth	Locker Reference
1	1900	317	502	<b>1C3P</b>
2	1900	605	502	<b>2C3P</b>
3	1900	895	502	<b>3C3P</b>



### INTERNAL DIMENSIONS OF EACH LOCKER (mm)

Height	Width	Depth
586	284	477

## TYOLOGY G-3P

3 DOORS PER COLUMN

### EXTERNAL DIMENSIONS (mm)

N.º of Columns	Height w/ Feet	Width	Depth	Locker Reference
1	1900	417	502	<b>G-1C3P</b>
2	1900	805	502	<b>G-2C3P</b>



### INTERNAL DIMENSIONS OF EACH LOCKER (mm)

Height	Width	Depth
586	384	477





Lockers with structure in compact HPL, perimetry in aluminum profiles and anticorrosive screwing.

## TYOLOGY 4P

## Technical SHEET

4 DOORS PER COLUMN

### EXTERNAL DIMENSIONS (mm)

N.º of Columns	Height w/ Feet	Width	Depth	Locker Reference
1	1900	317	502	<b>1C4P</b>
2	1900	605	502	<b>2C4P</b>
3	1900	895	502	<b>3C4P</b>

### INTERNAL DIMENSIONS OF EACH LOCKER (mm)

Height	Width	Depth
437	284	477



## TYOLOGY G-4P

4 DOORS PER COLUMN

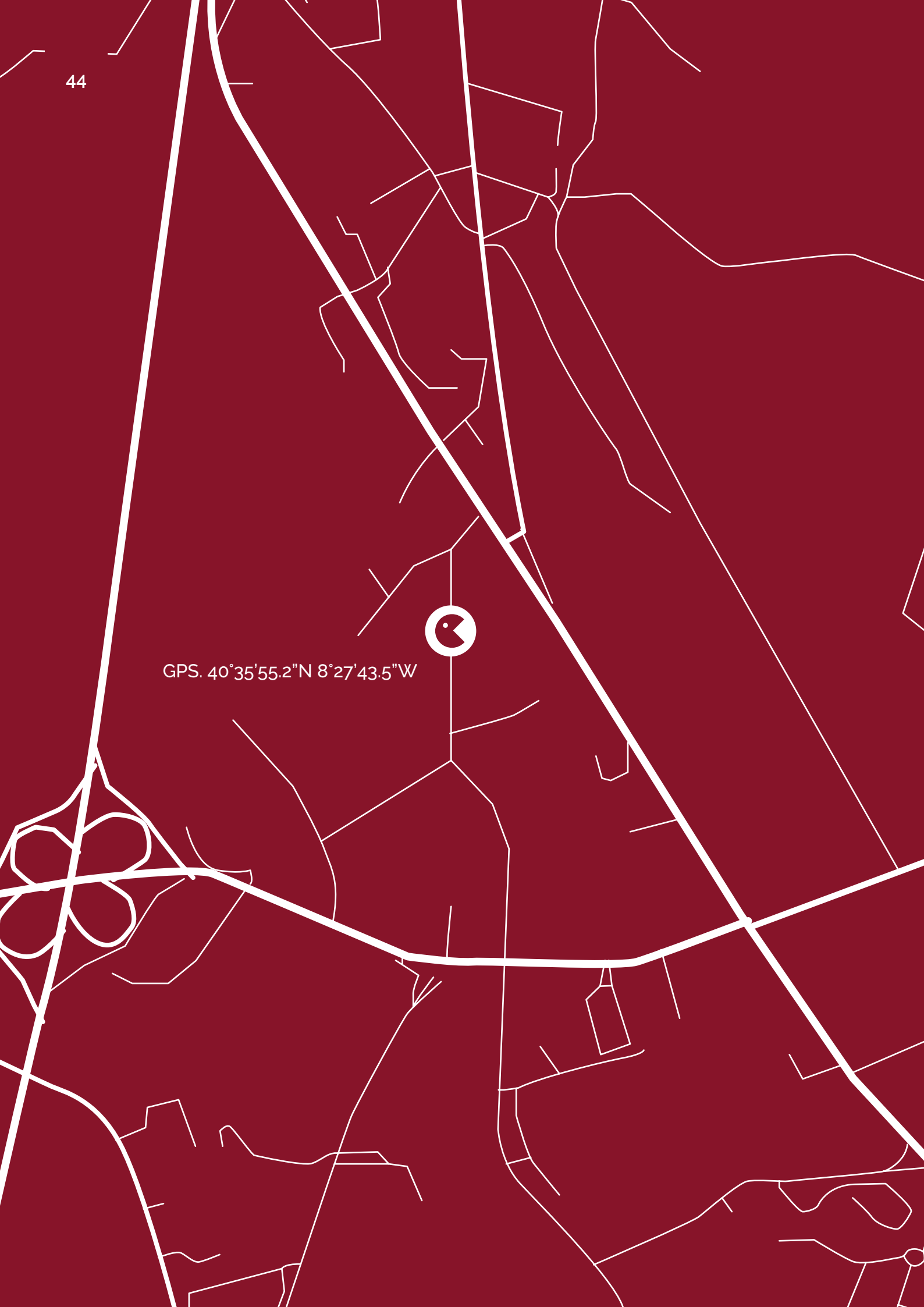
### EXTERNAL DIMENSIONS (mm)

N.º of Columns	Height w/ Feet	Width	Depth	Locker Reference
1	1900	417	502	<b>G-1C4P</b>
2	1900	805	502	<b>G-2C4P</b>

### INTERNAL DIMENSIONS OF EACH LOCKER (mm)

Height	Width	Depth
437	384	477





GPS. 40°35'55.2"N 8°27'43.5"W

Like the 100% phenolic lockers, their characteristics make them ideal for places such as hospitals, bathrooms in educational establishments, sports locker rooms and also places with intensive use such as commercial or industrial surfaces.





Lockers with structure in compact HPL, perimetry in aluminum profiles and anticorrosive screwing.

## TPOLOGY **5P**

## Technical SHEET

5 DOORS PER COLUMN



### EXTERNAL DIMENSIONS (mm)


N.º of Columns	Height w/ Feet	Width	Depth	Locker Reference
1	1900	317	502	<b>1C5P</b>
2	1900	605	502	<b>2C5P</b>
3	1900	895	502	<b>3C5P</b>

### INTERNAL DIMENSIONS OF EACH LOCKER (mm)

Height	Width	Depth
348	284	477

## TPOLOGY **G-5P**

5 DOORS PER COLUMN



### EXTERNAL DIMENSIONS (mm)

N.º of Columns	Height w/ Feet	Width	Depth	Locker Reference
1	1900	417	502	<b>G-1C5P</b>
2	1900	805	502	<b>G-2C5P</b>

### INTERNAL DIMENSIONS OF EACH LOCKER (mm)

Height	Width	Depth
348	384	477





Lockers with structure in compact HPL, perimetry in aluminum profiles and anticorrosive screwing.



## TYOLOGY 6P

## Technical SHEET

6 DOORS PER COLUMN



### EXTERNAL DIMENSIONS (mm)

N.º of Columns	Height w/ Feet	Width	Depth	Locker Reference
1	1900	317	502	<b>1C6P</b>
2	1900	605	502	<b>2C6P</b>
3	1900	895	502	<b>3C6P</b>

### INTERNAL DIMENSIONS OF EACH LOCKER (mm)

Height	Width	Depth
288	284	477

## TYOLOGY G-6P

6 DOORS PER COLUMN



### EXTERNAL DIMENSIONS (mm)

N.º of Columns	Height w/ Feet	Width	Depth	Locker Reference
1	1900	417	502	<b>G-1C6P</b>
2	1900	805	502	<b>G-2C6P</b>

### INTERNAL DIMENSIONS OF EACH LOCKER (mm)

Height	Width	Depth
288	384	477






Lockers with structure in compact HPL, perimetry in aluminum profiles and anticorrosive screwing.

## TYPOLGY **2PL**

## Technical SHEET

2 DOORS IN "L" PER COLUMN



### EXTERNAL DIMENSIONS (mm)

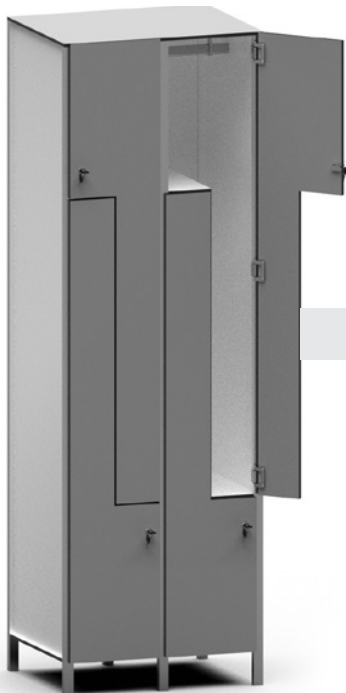
N.º of Columns	Height w/ Feet	Width	Depth	Locker Reference
1	1900	417	502	<b>1C2PL</b>
2	1900	805	502	<b>2C2PL</b>

### INTERNAL DIMENSIONS OF EACH LOCKER (mm)

Maximum Height	Minimum Height	Maximum Width	Minimum Width	Depth
1338	431	384	187	477

## TYPOLGY **G-2PL**

2 DOORS IN "L" PER COLUMN



### EXTERNAL DIMENSIONS (mm)

N.º of Columns	Height w/ Feet	Width	Depth	Locker Reference
1	1900	517	502	<b>G-1C2PL</b>
2	1900	1005	502	<b>G-2C2PL</b>

### INTERNAL DIMENSIONS OF EACH LOCKER (mm)

Maximum Height	Minimum Height	Maximum Width	Minimum Width	Depth
1338	431	484	237	477







# COMPACT HPL AND ALUMINUM PROFILE **LOCKERS** WITH **BENCH**

---



Lockers with structure in compact HPL, perimetry in aluminum profiles and anticorrosive screwing.

## TYOLOGY 1P

## Technical SHEET

### 1 DOOR PER COLUMN

Includes:  
SHELF + ROD



#### EXTERNAL DIMENSIONS (mm)

N.º of Columns	Height w/ Feet	Width	Depth	Locker Reference
1	1500	317	502	<b>1C1P/B</b>
2	1500	605	502	<b>2C1P/B</b>
3	1500	895	502	<b>3C1P/B</b>

#### INTERNAL DIMENSIONS (mm)

Smaller compartment Height	Larger compartment Height	Width	Depth
361	1108	284	477

#### BENCH DIMENSIONS (mm)

Height	Depth of stainless steel structure	Seat depth
435	820	320

## TYOLOGY G-1P

### 1 DOOR PER COLUMN

Includes:  
SHELF + ROD



#### EXTERNAL DIMENSIONS (mm)

N.º of Columns	Height w/ Feet	Width	Depth	Locker Reference
1	1500	417	502	<b>G-1C1P/B</b>
2	1500	805	502	<b>G-2C1P/B</b>

#### INTERNAL DIMENSIONS (mm)

Smaller compartment Height	Larger compartment Height	Width	Depth
361	1108	384	477

#### BENCH DIMENSIONS (mm)

Height	Depth of stainless steel structure	Seat depth
435	820	320



## TPOLOGY 2P

## Technical SHEET

### 2 DOORS PER COLUMN

Includes:  
ROD



#### EXTERNAL DIMENSIONS (mm)

N.º of Columns	Height w/ Feet	Width	Depth	Locker Reference
1	1500	317	502	<b>1C2P/B</b>
2	1500	605	502	<b>2C2P/B</b>
3	1500	895	502	<b>3C2P/B</b>

#### INTERNAL DIMENSIONS (mm)

Height	Width	Depth
735	284	477

#### BENCH DIMENSIONS (mm)

Height	Depth of stainless steel structure	Seat depth
435	820	320

## TPOLOGY G-2P

### 2 DOORS PER COLUMN

Includes:  
ROD



#### EXTERNAL DIMENSIONS (mm)

N.º of Columns	Height w/ Feet	Width	Depth	Locker Reference
1	1500	417	502	<b>G-1C2P/B</b>
2	1500	805	502	<b>G-2C2P/B</b>

#### INTERNAL DIMENSIONS (mm)

Height	Width	Depth
735	384	477

#### BENCH DIMENSIONS (mm)

Height	Depth of stainless steel structure	Seat depth
435	820	320

Lockers with structure in compact HPL, perimetry in aluminum profiles and anticorrosive screwing.



## TPOLOGY 3P

## Technical SHEET

3 DOORS PER COLUMN



### EXTERNAL DIMENSIONS (mm)

N.º of Columns	Height w/ Feet	Width	Depth	Locker Reference
1	1500	317	502	<b>1C3P/B</b>
2	1500	605	502	<b>2C3P/B</b>
3	1500	895	502	<b>3C3P/B</b>

### INTERNAL DIMENSIONS (mm)

Height	Width	Depth
486	284	477

### BENCH DIMENSIONS (mm)

Height	Depth of stainless steel structure	Seat depth
435	820	320

## TPOLOGY G-3P

3 DOORS PER COLUMN



### EXTERNAL DIMENSIONS (mm)

N.º of Columns	Height w/ Feet	Width	Depth	Locker Reference
1	1500	417	502	<b>G-1C3P/B</b>
2	1500	805	502	<b>G-2C3P/B</b>

### INTERNAL DIMENSIONS (mm)

Height	Width	Depth
486	384	477

### BENCH DIMENSIONS (mm)

Height	Depth of stainless steel structure	Seat depth
435	820	320



## TPOLOGY 4P

## Technical SHEET

4 DOORS PER COLUMN



### EXTERNAL DIMENSIONS (mm)

N.º of Columns	Height w/ Feet	Width	Depth	Locker Reference
1	1500	317	502	<b>1C4P/B</b>
2	1500	605	502	<b>2C4P/B</b>
3	1500	895	502	<b>3C4P/B</b>

### INTERNAL DIMENSIONS (mm)

Height	Width	Depth
362	284	477

### BENCH DIMENSIONS (mm)

Height	Depth of stainless steel structure	Seat depth
435	820	320

## TPOLOGY G-4P

4 DOORS PER COLUMN



### EXTERNAL DIMENSIONS (mm)

N.º of Columns	Height w/ Feet	Width	Depth	Locker Reference
1	1500	417	502	<b>G-1C4P/B</b>
2	1500	805	502	<b>G-2C4P/B</b>

### INTERNAL DIMENSIONS (mm)

Height	Width	Depth
362	384	477

### BENCH DIMENSIONS (mm)

Height	Depth of stainless steel structure	Seat depth
435	820	320

Lockers with structure in compact HPL, perimetry in aluminum profiles and anticorrosive screwing.

## TYOLOGY 5P

## Technical SHEET

5 DOORS PER COLUMN



### EXTERNAL DIMENSIONS (mm)

N.º of Columns	Height w/ Feet	Width	Depth	Locker Reference
1	1500	317	502	<b>1C5P/B</b>
2	1500	605	502	<b>2C5P/B</b>
3	1500	895	502	<b>3C5P/B</b>

### INTERNAL DIMENSIONS (mm)

Height	Width	Depth
288	284	477

### BENCH DIMENSIONS (mm)

Height	Depth of stainless steel structure	Seat depth
435	820	320

## TYOLOGY G-5P

5 DOORS PER COLUMN



### EXTERNAL DIMENSIONS (mm)

N.º of Columns	Height w/ Feet	Width	Depth	Locker Reference
1	1500	417	502	<b>G-1C5P/B</b>
2	1500	805	502	<b>G-2C5P/B</b>

### INTERNAL DIMENSIONS (mm)

Height	Width	Depth
288	384	477

### BENCH DIMENSIONS (mm)

Height	Depth of stainless steel structure	Seat depth
435	820	320



## TYPOLOGY 6P

## Technical SHEET

6 DOORS PER COLUMN



### EXTERNAL DIMENSIONS (mm)

N.º of Columns	Height w/ Feet	Width	Depth	Locker Reference
1	1500	317	502	<b>1C6P/B</b>
2	1500	605	502	<b>2C6P/B</b>
3	1500	895	502	<b>3C6P/B</b>

### INTERNAL DIMENSIONS (mm)

Height	Width	Depth
238	284	477

### BENCH DIMENSIONS (mm)

Height	Depth of stainless steel structure	Seat depth
435	820	320

## TYPOLOGY G-6P

6 DOORS PER COLUMN



### EXTERNAL DIMENSIONS (mm)

N.º of Columns	Height w/ Feet	Width	Depth	Locker Reference
1	1500	417	502	<b>G-1C6P/B</b>
2	1500	805	502	<b>G-2C6P/B</b>

### INTERNAL DIMENSIONS (mm)

Height	Width	Depth
238	384	477

### BENCH DIMENSIONS (mm)

Height	Depth of stainless steel structure	Seat depth
435	820	320

Lockers with structure in compact HPL, perimetry in aluminum profiles and anticorrosive screwing.

## TYOLOGY **2PL**

## Technical **SHEET**

2 DOORS IN "L" PER COLUMN



### EXTERNAL DIMENSIONS (mm)

N.º of Columns	Height w/ Feet	Width	Depth	Locker Reference
1	1500	417	502	<b>1C2PL/B</b>
2	1500	805	502	<b>2C2PL/B</b>

### INTERNAL DIMENSIONS OF EACH LOCKER (mm)

Maximum Height	Minimum Height	Maximum Width	Minimum Width	Depth
1038	281	384	187	477

### BENCH DIMENSIONS (mm)

Height	Depth of stainless steel structure	Seat depth
435	820	320

## TYOLOGY **G-2PL**

2 DOORS IN "L" PER COLUMN



### EXTERNAL DIMENSIONS (mm)

N.º of Columns	Height w/ Feet	Width	Depth	Locker Reference
1	1500	517	502	<b>G-1C2PL/B</b>
2	1500	1005	502	<b>G-2C2PL/B</b>

### INTERNAL DIMENSIONS OF EACH LOCKER (mm)

Maximum Height	Minimum Height	Maximum Width	Minimum Width	Depth
1038	281	484	237	477

### BENCH DIMENSIONS (mm)

Height	Depth of stainless steel structure	Seat depth
435	820	320







# WATER RESISTANT MDF LOCKERS WITH COMPACT HPL DOORS

---



Lockers with Water resistant MDF structure and doors in compact HPL material with anticorrosive screws.



## TPOLOGY 1P

## Technical SHEET

### 1 DOOR PER COLUMN

Includes:  
SHELF + ROD



#### EXTERNAL DIMENSIONS (mm)

N.º of Columns	Height w/ Feet	Width	Depth	Locker Reference
1	1900	305	512	<b>1C1P</b>
2	1900	594	512	<b>2C1P</b>
3	1900	883	512	<b>3C1P</b>

#### INTERNAL DIMENSIONS (mm)

Smaller compartment Height	Larger compartment Height	Width	Depth
350	1402	273	484

## TPOLOGY G-1P

### 1 DOOR PER COLUMN

Includes:  
SHELF + ROD



#### EXTERNAL DIMENSIONS (mm)

N.º of Columns	Height w/ Feet	Width	Depth	Locker Reference
1	1900	405	512	<b>G-1C1P</b>
2	1900	794	512	<b>G-2C1P</b>

#### INTERNAL DIMENSIONS (mm)

Smaller compartment Height	Larger compartment Height	Width	Depth
350	1402	373	484





Lockers with Water resistant MDF structure and doors in compact HPL material with anticorrosive screws.

## TPOLOGY 2P

## Technical SHEET

### 2 DOORS PER COLUMN

Includes:  
ROD



#### EXTERNAL DIMENSIONS (mm)

N.º of Columns	Height w/ Feet	Width	Depth	Locker Reference
1	1900	305	512	<b>1C2P</b>
2	1900	594	512	<b>2C2P</b>
3	1900	883	512	<b>3C2P</b>

#### INTERNAL DIMENSIONS OF EACH LOCKER (mm)

Height	Width	Depth
876	273	484

## TPOLOGY G-2P

### 2 DOORS PER COLUMN

Includes:  
ROD




#### EXTERNAL DIMENSIONS (mm)

N.º of Columns	Height w/ Feet	Width	Depth	Locker Reference
1	1900	405	512	<b>G-1C2P</b>
2	1900	794	512	<b>G-2C2P</b>

#### INTERNAL DIMENSIONS OF EACH LOCKER (mm)

Height	Width	Depth
876	373	484





Lockers with Water resistant MDF structure and doors in compact HPL material with anticorrosive screws.

## TYOLOGY **3P**

## Technical SHEET

3 DOORS PER COLUMN



### EXTERNAL DIMENSIONS (mm)

N.º of Columns	Height w/ Feet	Width	Depth	Locker Reference
1	1900	305	512	<b>1C3P</b>
2	1900	594	512	<b>2C3P</b>
3	1900	883	512	<b>3C3P</b>

### INTERNAL DIMENSIONS OF EACH LOCKER (mm)

Height	Width	Depth
578	273	484

## TYOLOGY **G-3P**

3 DOORS PER COLUMN



### EXTERNAL DIMENSIONS (mm)

N.º of Columns	Height w/ Feet	Width	Depth	Locker Reference
1	1900	405	512	<b>G-1C3P</b>
2	1900	794	512	<b>G-2C3P</b>

### INTERNAL DIMENSIONS OF EACH LOCKER (mm)

Height	Width	Depth
578	373	484





Lockers with Water resistant MDF structure and doors in compact HPL material with anticorrosive screws.

## TYOLOGY 4P

## Technical SHEET

4 DOORS PER COLUMN



### EXTERNAL DIMENSIONS (mm)

N.º of Columns	Height w/ Feet	Width	Depth	Locker Reference
1	1900	305	512	<b>1C4P</b>
2	1900	594	512	<b>2C4P</b>
3	1900	883	512	<b>3C4P</b>

### INTERNAL DIMENSIONS OF EACH LOCKER (mm)

Height	Width	Depth
430	273	484

## TYOLOGY G-4P

4 DOORS PER COLUMN



### EXTERNAL DIMENSIONS (mm)

N.º of Columns	Height w/ Feet	Width	Depth	Locker Reference
1	1900	405	512	<b>G-1C4P</b>
2	1900	794	512	<b>G-2C4P</b>

### INTERNAL DIMENSIONS OF EACH LOCKER (mm)


Height	Width	Depth
430	373	484












Lockers with Water resistant MDF structure and doors in compact HPL material with anticorrosive screws.

## TYOLOGY 5P

## Technical SHEET

5 DOORS PER COLUMN



### EXTERNAL DIMENSIONS (mm)


N.º of Columns	Height w/ Feet	Width	Depth	Locker Reference
1	1900	305	512	<b>1C5P</b>
2	1900	594	512	<b>2C5P</b>
3	1900	883	512	<b>3C5P</b>

### INTERNAL DIMENSIONS OF EACH LOCKER (mm)

Height	Width	Depth
340	273	484

## TYOLOGY G-5P

5 DOORS PER COLUMN




### EXTERNAL DIMENSIONS (mm)

N.º of Columns	Height w/ Feet	Width	Depth	Locker Reference
1	1900	405	512	<b>G-1C5P</b>
2	1900	794	512	<b>G-2C5P</b>

### INTERNAL DIMENSIONS OF EACH LOCKER (mm)

Height	Width	Depth
340	373	484






Lockers with Water resistant MDF structure and doors in compact HPL material with anticorrosive screws.

## TYOLOGY 6P

## Technical SHEET

6 DOORS PER COLUMN



### EXTERNAL DIMENSIONS (mm)


N.º of Columns	Height w/ Feet	Width	Depth	Locker Reference
1	1900	305	512	<b>1C6P</b>
2	1900	594	512	<b>2C6P</b>
3	1900	883	512	<b>3C6P</b>

### INTERNAL DIMENSIONS OF EACH LOCKER (mm)

Height	Width	Depth
281	273	484

## TYOLOGY G-6P

6 DOORS PER COLUMN



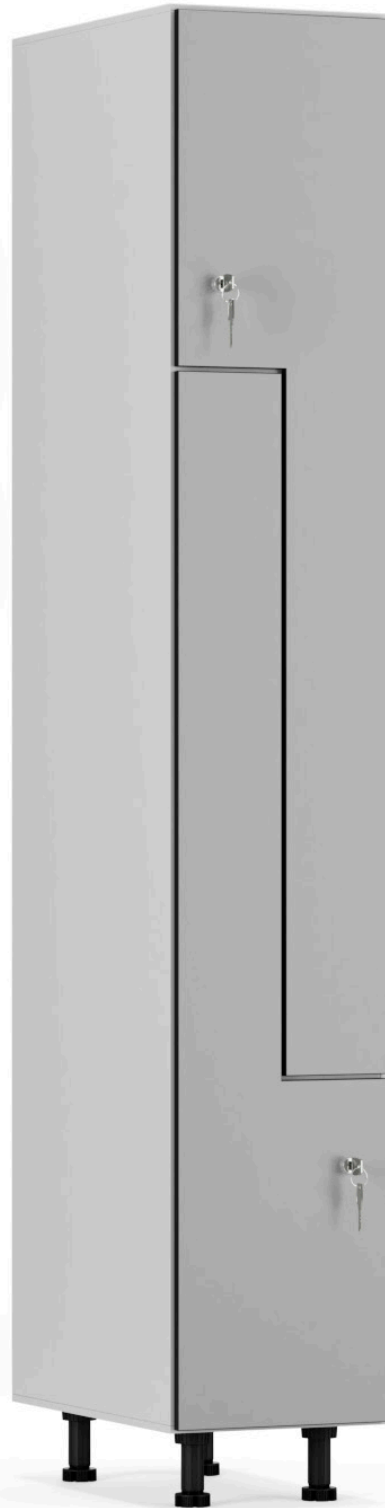
### EXTERNAL DIMENSIONS (mm)

N.º of Columns	Height w/ Feet	Width	Depth	Locker Reference
1	1900	405	512	<b>G-1C6P</b>
2	1900	794	512	<b>G-2C6P</b>

### INTERNAL DIMENSIONS OF EACH LOCKER (mm)

Height	Width	Depth
281	373	484



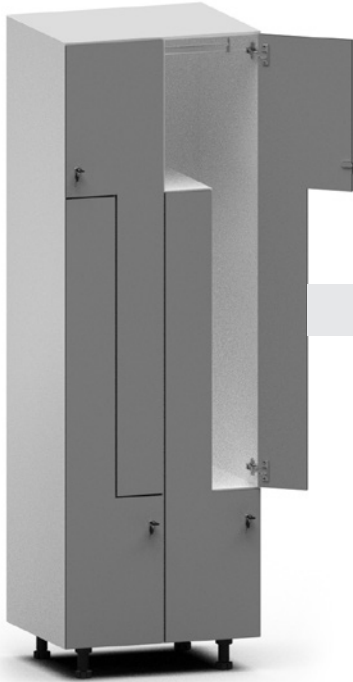


Lockers with Water resistant MDF structure and doors in compact HPL material with anticorrosive screws.

## TPOLOGY **2PL**

## Technical **SHEET**

2 DOORS IN "L" PER COLUMN



### EXTERNAL DIMENSIONS (mm)


N.º of Columns	Height w/ Feet	Width	Depth	Locker Reference
1	1900	405	512	<b>1C2PL</b>
2	1900	794	512	<b>2C2PL</b>

### INTERNAL DIMENSIONS OF EACH LOCKER (mm)

Maximum Height	Minimum Height	Maximum Width	Minimum Width	Depth
1329	423	373	178	484

## TPOLOGY **G-2PL**

2 DOORS IN "L" PER COLUMN



### EXTERNAL DIMENSIONS (mm)

N.º of Columns	Height w/ Feet	Width	Depth	Locker Reference
1	1900	505	512	<b>G-1C2PL</b>
2	1900	994	512	<b>G-2C2PL</b>

### INTERNAL DIMENSIONS OF EACH LOCKER (mm)

Maximum Height	Minimum Height	Maximum Width	Minimum Width	Depth
1329	423	473	228	484










# WATER RESISTANT MDF LOCKERS WITH COMPACT HPL DOORS WITH BENCH



Lockers with Water resistant MDF structure and doors in compact HPL material with anticorrosive screws.

## TPOLOGY 1P

## Technical SHEET

### 1 DOOR PER COLUMN

Includes:  
SHELF + ROD



#### EXTERNAL DIMENSIONS (mm)

N.º of Columns	Height w/ Feet	Width	Depth	Locker Reference
1	1500	305	512	<b>1C1P/B</b>
2	1500	594	512	<b>2C1P/B</b>
3	1500	883	512	<b>3C1P/B</b>

#### INTERNAL DIMENSIONS (mm)

Smaller compartment Height	Larger compartment Height	Width	Depth
350	1102	273	484

#### BENCH DIMENSIONS (mm)

Height	Depth of stainless steel structure	Seat depth
435	820	320

## TPOLOGY G-1P

### 1 DOOR PER COLUMN

Includes:  
SHELF + ROD



#### EXTERNAL DIMENSIONS (mm)

N.º of Columns	Height w/ Feet	Width	Depth	Locker Reference
1	1500	405	512	<b>G-1C1P/B</b>
2	1500	794	512	<b>G-2C1P/B</b>

#### INTERNAL DIMENSIONS (mm)

Smaller compartment Height	Larger compartment Height	Width	Depth
350	1102	273	484

#### BENCH DIMENSIONS (mm)

Height	Depth of stainless steel structure	Seat depth
435	820	320



## TYPOLOGY 2P

## Technical SHEET

### 2 DOORS PER COLUMN

Includes:  
ROD



#### EXTERNAL DIMENSIONS (mm)

N.º of Columns	Height w/ Feet	Width	Depth	Locker Reference
1	1500	305	512	<b>1C2P/B</b>
2	1500	594	512	<b>2C2P/B</b>
3	1500	883	512	<b>3C2P/B</b>

#### INTERNAL DIMENSIONS (mm)

Height	Width	Depth
726	273	484

#### BENCH DIMENSIONS (mm)

Height	Depth of stainless steel structure	Seat depth
435	820	320

## TYPOLOGY G-2P

### 2 DOORS PER COLUMN

Includes:  
ROD



#### EXTERNAL DIMENSIONS (mm)

N.º of Columns	Height w/ Feet	Width	Depth	Locker Reference
1	1500	405	512	<b>G-1C2P/B</b>
2	1500	794	512	<b>G-2C2P/B</b>

#### INTERNAL DIMENSIONS (mm)

Height	Width	Depth
726	373	484

#### BENCH DIMENSIONS (mm)

Height	Depth of stainless steel structure	Seat depth
435	820	320

Lockers with Water resistant MDF structure and doors in compact HPL material with anticorrosive screws.

## TPOLOGY 3P

## Technical SHEET

3 DOORS PER COLUMN



### EXTERNAL DIMENSIONS (mm)

N.º of Columns	Height w/ Feet	Width	Depth	Locker Reference
1	1500	305	512	<b>1C3P/B</b>
2	1500	594	512	<b>2C3P/B</b>
3	1500	883	512	<b>3C3P/B</b>

### INTERNAL DIMENSIONS (mm)

Height	Width	Depth
478	273	484

### BENCH DIMENSIONS (mm)

Height	Depth of stainless steel structure	Seat depth
435	820	320

## TPOLOGY G-3P

3 DOORS PER COLUMN



### EXTERNAL DIMENSIONS (mm)

N.º of Columns	Height w/ Feet	Width	Depth	Locker Reference
1	1500	405	512	<b>G-1C3P/B</b>
2	1500	794	512	<b>G-2C3P/B</b>

### INTERNAL DIMENSIONS (mm)

Height	Width	Depth
478	373	484

### BENCH DIMENSIONS (mm)

Height	Depth of stainless steel structure	Seat depth
435	820	320



## TPOLOGY 4P

## Technical SHEET

4 DOORS PER COLUMN



### EXTERNAL DIMENSIONS (mm)

N.º of Columns	Height w/ Feet	Width	Depth	Locker Reference
1	1500	305	512	<b>1C4P/B</b>
2	1500	594	512	<b>2C4P/B</b>
3	1500	883	512	<b>3C4P/B</b>

### INTERNAL DIMENSIONS (mm)

Height	Width	Depth
355	273	484

### BENCH DIMENSIONS (mm)

Height	Depth of stainless steel structure	Seat depth
435	820	320

## TPOLOGY G-4P

4 DOORS PER COLUMN



### EXTERNAL DIMENSIONS (mm)

N.º of Columns	Height w/ Feet	Width	Depth	Locker Reference
1	1500	405	512	<b>G-1C4P/B</b>
2	1500	794	512	<b>G-2C4P/B</b>

### INTERNAL DIMENSIONS (mm)

Height	Width	Depth
355	373	484

### BENCH DIMENSIONS (mm)


Height	Depth of stainless steel structure	Seat depth
435	820	320

Lockers with Water resistant MDF structure and doors in compact HPL material with anticorrosive screws.

## TYOLOGY 5P

## Technical SHEET

5 DOORS PER COLUMN



### EXTERNAL DIMENSIONS (mm)

N.º of Columns	Height w/ Feet	Width	Depth	Locker Reference
1	1500	305	512	<b>1C5P/B</b>
2	1500	594	512	<b>2C5P/B</b>
3	1500	883	512	<b>3C5P/B</b>

### INTERNAL DIMENSIONS (mm)


Height	Width	Depth
280	273	484

### BENCH DIMENSIONS (mm)

Height	Depth of stainless steel structure	Seat depth
435	820	320

## TYOLOGY G-5P

5 DOORS PER COLUMN



### EXTERNAL DIMENSIONS (mm)

N.º of Columns	Height w/ Feet	Width	Depth	Locker Reference
1	1500	405	512	<b>G-1C5P/B</b>
2	1500	794	512	<b>G-2C5P/B</b>

### INTERNAL DIMENSIONS (mm)

Height	Width	Depth
280	373	484

### BENCH DIMENSIONS (mm)

Height	Depth of stainless steel structure	Seat depth
435	820	320



## TPOLOGY 6P

## Technical SHEET

6 DOORS PER COLUMN



### EXTERNAL DIMENSIONS (mm)

N.º of Columns	Height w/ Feet	Width	Depth	Locker Reference
1	1500	305	512	<b>1C6P/B</b>
2	1500	594	512	<b>2C6P/B</b>
3	1500	883	512	<b>3C6P/B</b>

### INTERNAL DIMENSIONS (mm)

Height	Width	Depth
231	273	484

### BENCH DIMENSIONS (mm)

Height	Depth of stainless steel structure	Seat depth
435	820	320

## TPOLOGY G-6P

6 DOORS PER COLUMN



### EXTERNAL DIMENSIONS (mm)

N.º of Columns	Height w/ Feet	Width	Depth	Locker Reference
1	1500	405	512	<b>G-1C6P/B</b>
2	1500	794	512	<b>G-2C6P/B</b>

### INTERNAL DIMENSIONS (mm)

Height	Width	Depth
231	373	484

### BENCH DIMENSIONS (mm)

Height	Depth of stainless steel structure	Seat depth
435	820	320

Lockers with Water resistant MDF structure and doors in compact HPL material with anticorrosive screws.



## TPOLOGY **2PL**

## Technical SHEET

2 DOORS IN "L" PER COLUMN



### EXTERNAL DIMENSIONS (mm)

N.º of Columns	Height w/ Feet	Width	Depth	Locker Reference
1	1500	405	512	<b>1C2PL/B</b>
2	1500	794	512	<b>2C2PL/B</b>

### INTERNAL DIMENSIONS OF EACH LOCKER (mm)

Maximum Height	Minimum Height	Maximum Width	Minimum Width	Depth
1029	273	373	178	484

### BENCH DIMENSIONS (mm)

Height	Depth of stainless steel structure	Seat depth
435	820	320

## TPOLOGY **G-2PL**

2 DOORS IN "L" PER COLUMN



### EXTERNAL DIMENSIONS (mm)

N.º of Columns	Height w/ Feet	Width	Depth	Locker Reference
1	1500	505	512	<b>G-1C2PL/B</b>
2	1500	994	512	<b>G-2C2PL/B</b>

### INTERNAL DIMENSIONS OF EACH LOCKER (mm)

Maximum Height	Minimum Height	Maximum Width	Minimum Width	Depth
1029	273	473	228	484

### BENCH DIMENSIONS (mm)

Height	Depth of stainless steel structure	Seat depth
435	820	320







# MELAMINE LOCKERS

---



Lockers with wood particleboard structure with a decorative melamine surface and anticorrosive screwing. These lockers are suitable for places with low humidity in environments such as offices.

## TPOLOGY 1P

## Technical SHEET

### 1 DOOR PER COLUMN

Includes:  
SHELF + ROD



#### EXTERNAL DIMENSIONS (mm)

N.º of Columns	Height w/ Feet	Width	Depth	Locker Reference
1	1900	309	500	<b>1C1P</b>
2	1900	599	500	<b>2C1P</b>
3	1900	889	500	<b>3C1P</b>

#### INTERNAL DIMENSIONS (mm)

Smaller compartment Height	Larger compartment Height	Width	Depth
331	1412	271	460

## TPOLOGY G-1P

### 1 DOOR PER COLUMN

Includes:  
SHELF + ROD



#### EXTERNAL DIMENSIONS (mm)

N.º of Columns	Height w/ Feet	Width	Depth	Locker Reference
1	1900	409	500	<b>G-1C1P</b>
2	1900	799	500	<b>G-2C1P</b>

#### INTERNAL DIMENSIONS (mm)

Smaller compartment Height	Larger compartment Height	Width	Depth
331	1412	371	460






Lockers with wood particleboard structure with a decorative melamine surface and anticorrosive screwing. These lockers are suitable for places with low humidity in environments such as offices.

## TPOLOGY **2P**

## Technical SHEET

### 2 DOORS PER COLUMN

Includes:  
ROD



#### EXTERNAL DIMENSIONS (mm)

N.º of Columns	Height w/ Feet	Width	Depth	Locker Reference
1	1900	309	500	<b>1C2P</b>
2	1900	599	500	<b>2C2P</b>
3	1900	889	500	<b>3C2P</b>


#### INTERNAL DIMENSIONS OF EACH LOCKER (mm)

Height	Width	Depth
871	271	460

## TPOLOGY **G-2P**

### 2 DOORS PER COLUMN

Includes:  
ROD




#### EXTERNAL DIMENSIONS (mm)

N.º of Columns	Height w/ Feet	Width	Depth	Locker Reference
1	1900	409	500	<b>G-1C2P</b>
2	1900	799	500	<b>G-2C2P</b>

#### INTERNAL DIMENSIONS OF EACH LOCKER (mm)

Height	Width	Depth
871	371	460





Lockers with wood particleboard structure with a decorative melamine surface and anticorrosive screwing. These lockers are suitable for places with low humidity in environments such as offices.



## TYOLOGY **3P**

## Technical SHEET

3 DOORS PER COLUMN



### EXTERNAL DIMENSIONS (mm)

N.º of Columns	Height w/ Feet	Width	Depth	Locker Reference
1	1900	309	500	<b>1C3P</b>
2	1900	599	500	<b>2C3P</b>
3	1900	889	500	<b>3C3P</b>

### INTERNAL DIMENSIONS OF EACH LOCKER (mm)

Height	Width	Depth
574	271	460

## TYOLOGY **G-3P**

3 DOORS PER COLUMN



### EXTERNAL DIMENSIONS (mm)

N.º of Columns	Height w/ Feet	Width	Depth	Locker Reference
1	1900	409	500	<b>G-1C3P</b>
2	1900	799	500	<b>G-2C3P</b>

### INTERNAL DIMENSIONS OF EACH LOCKER (mm)

Height	Width	Depth
574	371	460



**WHERE YOU CAN FIND US:**

Zona Industrial de Barrosinhas  
Edifício Masa, Pavilhão 4  
3750-772 Águeda, Portugal

**CONTACT US:**

+351 234 648 048  
geral@como.pt


**OPENING HOURS:**

Monday to Friday // 8:00 a.m. — 17:00 p.m.

**WHERE YOU CAN VISIT US:**

[www.como-lda.pt](http://www.como-lda.pt)  
[www.facebook.com/ComoPortugal](https://www.facebook.com/ComoPortugal)  
[www.instagram.com/comolda/](https://www.instagram.com/comolda/)






Lockers with wood particleboard structure with a decorative melamine surface and anticorrosive screwing. These lockers are suitable for places with low humidity in environments such as offices.

## TPOLOGY **4P**

## Technical SHEET

4 DOORS PER COLUMN



### EXTERNAL DIMENSIONS (mm)


N.º of Columns	Height w/ Feet	Width	Depth	Locker Reference
1	1900	309	500	<b>1C4P</b>
2	1900	599	500	<b>2C4P</b>
3	1900	889	500	<b>3C4P</b>

### INTERNAL DIMENSIONS OF EACH LOCKER (mm)

Height	Width	Depth
426	271	460

## TPOLOGY **G-4P**

4 DOORS PER COLUMN



### EXTERNAL DIMENSIONS (mm)

N.º of Columns	Height w/ Feet	Width	Depth	Locker Reference
1	1900	409	500	<b>G-1C4P</b>
2	1900	799	500	<b>G-2C4P</b>

### INTERNAL DIMENSIONS OF EACH LOCKER (mm)

Height	Width	Depth
426	371	460





Lockers with wood particleboard structure with a decorative melamine surface and anticorrosive screwing. These lockers are suitable for places with low humidity in environments such as offices.

## TYOLOGY 5P

## Technical SHEET

5 DOORS PER COLUMN



### EXTERNAL DIMENSIONS (mm)

N.º of Columns	Height w/ Feet	Width	Depth	Locker Reference
1	1900	309	500	<b>1C5P</b>
2	1900	599	500	<b>2C5P</b>
3	1900	889	500	<b>3C5P</b>

### INTERNAL DIMENSIONS OF EACH LOCKER (mm)

Height	Width	Depth
337	271	460

## TYOLOGY G-5P

5 DOORS PER COLUMN



### EXTERNAL DIMENSIONS (mm)

N.º of Columns	Height w/ Feet	Width	Depth	Locker Reference
1	1900	409	500	<b>G-1C5P</b>
2	1900	799	500	<b>G-2C5P</b>

### INTERNAL DIMENSIONS OF EACH LOCKER (mm)

Height	Width	Depth
337	371	460





Lockers with wood particleboard structure with a decorative melamine surface and anticorrosive screwing. These lockers are suitable for places with low humidity in environments such as offices.



## TYOLOGY 6P

## Technical SHEET

6 DOORS PER COLUMN



### EXTERNAL DIMENSIONS (mm)

N.º of Columns	Height w/ Feet	Width	Depth	Locker Reference
1	1900	309	500	<b>1C6P</b>
2	1900	599	500	<b>2C6P</b>
3	1900	889	500	<b>3C6P</b>

### INTERNAL DIMENSIONS OF EACH LOCKER (mm)

	Height	Width	Depth	
	277	271	460	
N.º of Columns	Height w/ Feet	Width	Depth	Locker Reference
1	1900	409	500	<b>G-1C6P</b>
2	1900	799	500	<b>G-2C6P</b>

## TYOLOGY G-6P

6 DOORS PER COLUMN




### EXTERNAL DIMENSIONS (mm)

N.º of Columns	Height w/ Feet	Width	Depth	Locker Reference
1	1900	409	500	<b>G-1C6P</b>
2	1900	799	500	<b>G-2C6P</b>

### INTERNAL DIMENSIONS OF EACH LOCKER (mm)

Height	Width	Depth
277	371	460






Lockers with wood particleboard structure with a decorative melamine surface and anticorrosive screwing. These lockers are suitable for places with low humidity in environments such as offices.

## TYPOLOGY **2PL**

## Technical SHEET

2 DOORS IN "L" PER COLUMN



### EXTERNAL DIMENSIONS (mm)


N.º of Columns	Height w/ Feet	Width	Depth	Locker Reference
1	1900	400	500	<b>1C2PL</b>
2	1900	781	500	<b>2C2PL</b>

### INTERNAL DIMENSIONS OF EACH LOCKER (mm)

Maximum Height	Minimum Height	Maximum Width	Minimum Width	Depth
1343	400	362	172	460

## TYPOLOGY **G-2PL**

2 DOORS IN "L" PER COLUMN



### EXTERNAL DIMENSIONS (mm)

N.º of Columns	Height w/ Feet	Width	Depth	Locker Reference
1	1900	500	500	<b>G-1C2PL</b>
2	1900	981	500	<b>G-2C2PL</b>

### INTERNAL DIMENSIONS OF EACH LOCKER (mm)

Maximum Height	Minimum Height	Maximum Width	Minimum Width	Depth
1343	400	462	22	460



# SPECIAL MODELS

---



\* custom made lockers

Different sizes of lockers to suit different purposes.



\* custom made lockers





# COMPACT HPL APPLICATIONS

Due to its **water repellent, antibacterial, antifungal, fire retardant**, it becomes the solution of choice for places such as:

**Hospital;** ● —————→ 

**Bathrooms in Educational Establishments;** ● —————→ 

**Sports Locker Rooms;** ● —————→ 

or other intensive use installations such as:

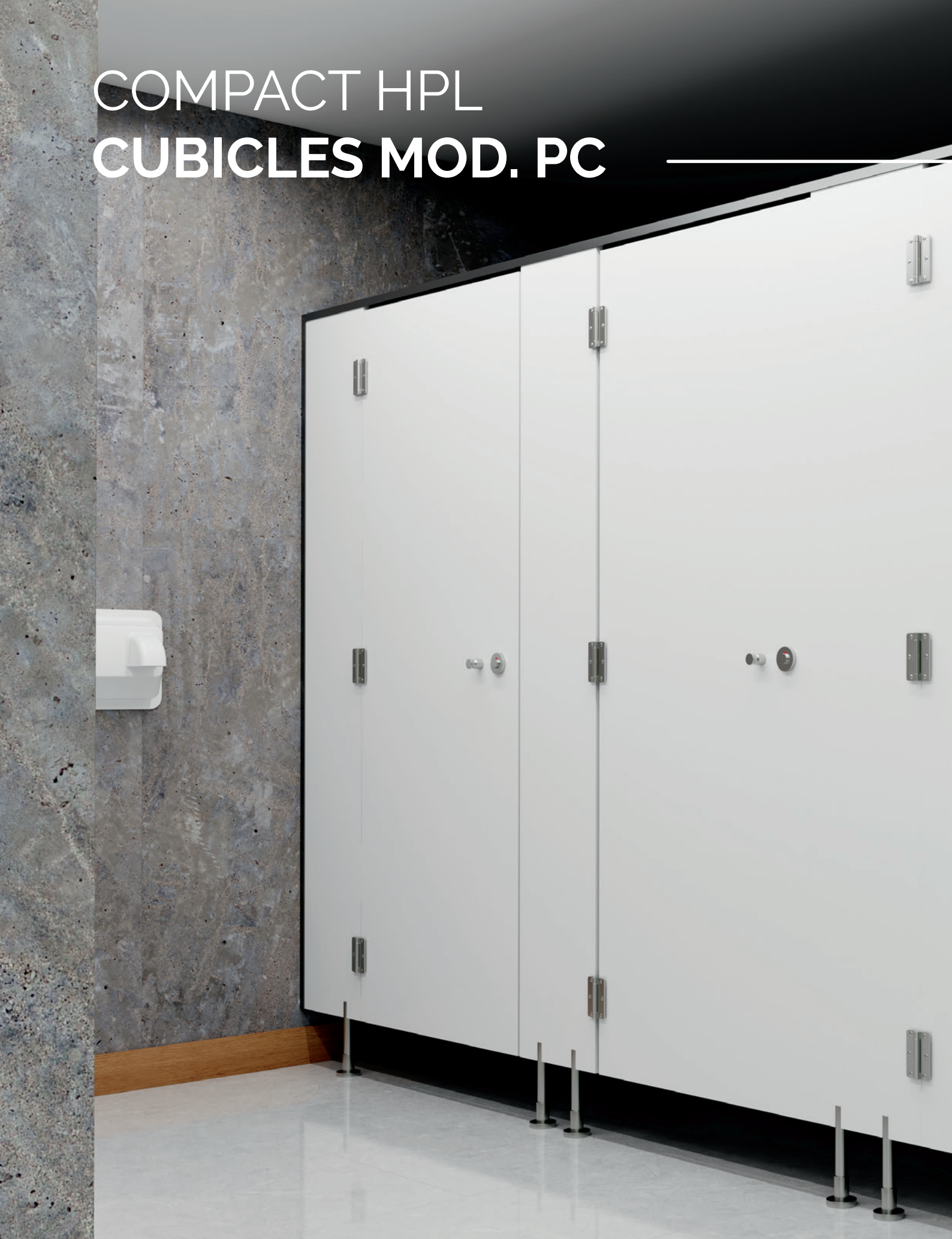
**Commercial Facilities;** ● —————→ 

**Industrial Facilities.** ● —————→ 

We provide custom made compact HPL solutions for **toilet cubicles, showers** and others, as well as **partitions, urinal separators, worktops, hangers and benches**. This material is also used for furniture production.

As the **Compact HPL** is an **inert, water repellent, antibacterial, antifungal, fire retardant product** and allied to **anti-corrosive screwing**, it becomes the solution of choice for carrying out work where **hygiene, durability and safety** are essential.

# COMPACT HPL CUBICLES MOD. PC



Toilet and shower cubicles.





MOD. PC

Technical SHEET



# COMPACT HPL CUBICLES MOD. ASC



Toilet and shower cubicles.



MOD. ASC

Technical SHEET




# COMPACT HPL PARTITIONS

---



Separadores e divisórias.



PARTITION

Technical SHEET



COMPACT HPL PARTITION



COMPACT HPL PARTITION WITH STAINLESS STEEL FEET



# COMPACT HPL BENCHES

---

TYPOLOGY **SINGLE**

Technical **SHEET**



## DIMENSIONS (mm)

Type	Height	Width	Length
	435	320	1000
<b>Single</b>	435	320	1500
	435	320	2000

TYPOLOGY **SINGLE**

Technical **SHEET**



## DIMENSIONS (mm)

Type	Height	Width	Length
	750	320	1000
<b>With back</b>	750	320	1500
	750	320	2000

## TYOLOGY **SINGLE**

## Technical **SHEET**




### DIMENSIONS (mm)

Type	Height	Width	Length
	1800	320	1000
<b>With back</b>	1800	320	1500
<b>and hangers</b>	1800	320	2000

## TYOLOGY **SINGLE**

## Technical **SHEET**



### DIMENSIONS (mm)

Type	Height	Width	Length
<b>With back,</b>	1800	320	1000
<b>hangers and</b>	1800	320	1500
<b>bag holder</b>	1800	320	2000



TYPOLOGY **DOUBLE**

Technical **SHEET**



DIMENSIONS (mm)

Type	Height	Width	Length
	435	645	1000
<b>Single</b>	435	645	1500
	435	645	2000

TYPOLOGY **DOUBLE**

Technical **SHEET**



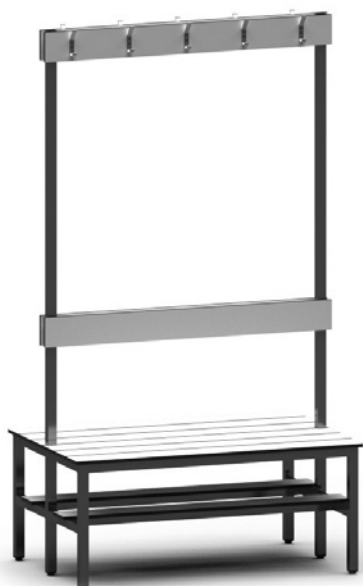
DIMENSIONS (mm)

Type	Height	Width	Length
	750	645	1000
<b>With back</b>	750	645	1500
	750	645	2000



## TYOLOGY **DOUBLE**

## Technical **SHEET**

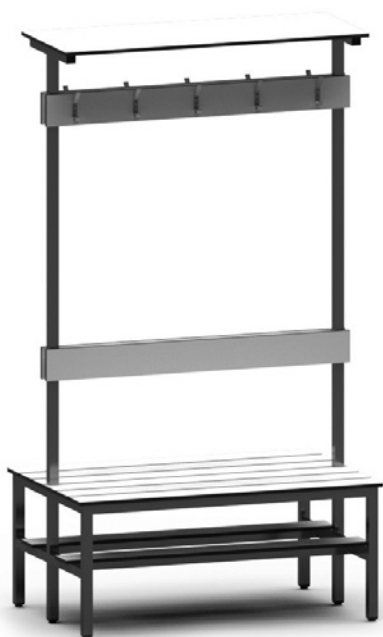


### DIMENSIONS (mm)

Type	Height	Width	Length
	1800	645	1000
With back	1800	645	1500
and hangers	1800	645	2000

## TYOLOGY **DOUBLE**

## Technical **SHEET**



### DIMENSIONS (mm)

Type	Height	Width	Length
With back,	1800	645	1000
hangers and	1800	645	1500
bag holder	1800	645	2000



# COMPACT HPL HANGERS



**COMPACT HPL SLATS WITH HANGERS**Technical **SHEET****DIMENSIONS (mm)**

Width	Length	N.º of Hangers
100	1000	5
100	1500	7
100	2000	10



# COMPACT HPL WORKTOPS

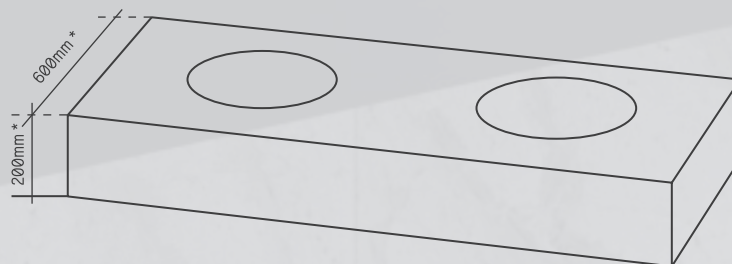


Custom made compact HPL worktops.



## COMPACT HPL WORKTOPS

## Technical SHEET




\* variable measures



# COMPACT HPL FURNITURE

---



Different types of cabinets to suit different purposes.




\* Custom made compact HPL furniture












# MELAMINE OFFICE FURNITURE

Our melamine office furniture solutions include cabinets, blocks of drawers, desks, tables, and adjustable desks.

This material is an agglomerate of wood particles with a decorative melamine surface.

We have standard dimensions, but we also produce made-to-measure on request with a **19 mm or 25 mm thickness**. The assemble of the furniture is made by minifix and it includes all the necessary hardware.



# MELAMINE TABLES

---



## ROUND (mm)

Length	Height
1000 Ø	740
1200 Ø	740

Technical SHEET



## RECTANGULAR (mm)

Length	Width	Height
2000	1000	740
2400	1200	740



# MELAMINE DESKS

---



RECTANGULAR (mm)

Length	Width	Height
1200	650	740
1400	650	740
1600	650	740
1800	650	740
2000	650	740

Technical SHEET

RECTANGULAR (mm)

Length	Width	Height
1200	800	740
1400	800	740
1600	800	740
1800	800	740
2000	800	740

**RELIABILITY**  
+  
**DURABILITY**  
=  
**TRANQUILITY**



# MELAMINE CABINETS

---





## Technical SHEET

## OPEN (mm)

Height	Length	Depth	N.° of Shelves
800	800	400	1
800	1000	400	1
800	1200	400	1
1800	800	400	4
1800	1000	400	4
1800	1200	400	4

## WITH DOORS (mm)

Height	Length	Depth	N.° of Shelves
800	800	420	1
800	1000	420	1
1800	800	420	4
1800	1000	420	4

## WITH SLIDING DOORS (mm)

Height	Length	Depth	N.° of Shelves
800	800	400	1
800	1000	400	1
800	1200	400	1



# MELAMINE BLOCKS OF DRAWERS

---



## Technical SHEET (mm)

Length	Depth	Height	N.º of drawers
430	530	540	3

**o m o**

**THERE IS NO COMPARISON**



# ADJUSTABLE DESKS

---

## COMPACT HPL Technical SHEET (mm)

Length	Depth	Height
1200	750	693-1163
1500	750	693-1163
1800	750	693-1163



Height adjustable lifting desks.





**MELAMINE**  
Technical SHEET (mm)

Length	Depth	Height
1200	800	700-1170
1400	800	700-1170
1600	800	700-1170
1800	800	700-1170









# PROJECT PORTFOLIO

---



**INDEX:** (1) Escola Secundária de Maximinos / (2) Escola Secundária do Seixal / (3) Med Bone, Lda. / (4) / (8) Clinique Dr. Ster (France) / (9) École Fauchon (France) / (10) Ginásio Basic Fit (France) / (11) G Medicina do Porto / (15) NAV Açores / (16) Yoga One Arrosadia (Spain)



You no longer need to pull your hair  
looking for professional solutions.





How? Easy: contact us and get to know our products.



# MATERIALS & HARDWARE

---

## MATERIALS



### COMPACT HPL

Compact HPL lockers: back in 4 mm compact HPL. Sides and shelves in 10 mm compact HPL. Doors in 12,5 mm compact HPL.


Compact HPL and Aluminum Profile Locker: back and sides in 4 mm compact HPL. Shelves in 10 mm compact HPL. Doors in 12,5 mm compact HPL.

Water resistant MDF Locker with Compact HPL Doors: Doors in 12,5 mm compact HPL  
Cubicles, partitions, urinal separators, worktops, hangers and benches: 12,5 mm compact HPL



### WATER RESISTANT MDF

Water resistant MDF Locker with Compact HPL Doors: back, sides and shelves in 16 mm Water resistant MDF



### MELAMINE

Melamine lockers and furniture: back, sides, shelves and doors in 19 mm agglomerate with a melamine coating.

## HARDWARE




### LOCK

Nickel-plated steel. 2 keys. Available for compact HPL lockers, compact HPL and aluminum profile locker, Water resistant MDF with compact HPL lockers and melamine lockers.



### PADLOCK LOCK

Nickel-plated steel.  
Compatible with rim between  $\varnothing 5\text{mm}$  to  $\varnothing 7,5\text{mm}$ . Available for compact HPL lockers, compact HPL and aluminum profile locker, Water resistant MDF with compact HPL lockers and melamine lockers



### PADLOCK LOCK

Nickel-plated steel.

Available for compact HPL lockers, compact HPL and aluminum profile locker, Water resistant MDF with compact HPL lockers and melamine lockers.



### COIN LOCK

Nylon and steel.

Available for compact HPL lockers, compact HPL and aluminum profile locker, Water resistant MDF with compact HPL lockers and melamine lockers



### CODE LOCK

Nylon and steel.

Available for compact HPL lockers, compact HPL and aluminum profile locker, Water resistant MDF with compact HPL lockers and melamine lockers



### ELECTRONIC CODE LOCK

Nylon and steel.

Public or private mode. Available for compact HPL lockers, compact HPL and aluminum profile locker, Water resistant MDF with compact HPL lockers and melamine lockers.



### HINGE

Nickel-plated steel.

Available for compact HPL lockers, Water resistant MDF with compact HPL lockers and melamine lockers.



### HINGE

Stainless steel.

Available for compact HPL and aluminum profile locker.

**FEET**

Nylon with leveler.  
Clipped. 100 mm. Available for compact HPL lockers,  
Water resistant MDF with compact HPL lockers and  
melamine lockers.

**STAINLESS STEEL  
FOOT**

Stainless steel with nylon leveler.  
Available for compact HPL lockers, Water resistant  
MDF with compact HPL lockers and melamine  
lockers

**ROD SUPPORT**

Nickel-plated steel.  
Available for compact HPL lockers, compact HPL and  
aluminum profile locker, Water resistant MDF with  
compact HPL lockers and melamine lockers.

**ROD**

Aluminum.  
Available for compact HPL lockers, compact HPL and  
aluminum profile locker, Water resistant MDF with  
compact HPL lockers and melamine lockers.

**ALUMINUM  
PROFILE**

Aluminum profile of support.  
Available for compact HPL and aluminum profile  
locker

**PLATE  
NUMBERING**

Plate numbering.  
Available for compact HPL lockers, compact HPL and  
aluminum profile locker, Water resistant MDF with  
compact HPL lockers and melamine lockers.



### ENGRAVED NUMBERING

Engraved numbering.  
Available for compact HPL lockers, compact HPL and aluminum profile locker and Water resistant MDF with compact HPL lockers.



### HANGER

Aluminum.  
Available for compact HPL lockers, compact HPL and aluminum profile locker, Water resistant MDF with compact HPL lockers and melamine lockers.



### SLANTED ROOF

Indicated for the food and hospital industry. 10 mm compact HPL. Available for compact HPL lockers and compact HPL and aluminum profile locker.



### CLEAN/DIRTY PARTITION

Indicated for the food and hospital industry.  
10 mm compact HPL. Available for compact HPL lockers and compact HPL and aluminum profile locker.



### FINISHING SIDE

12,5 mm compact HPL. Available for compact HPL lockers and compact HPL and aluminum profile locker.



### BASEBOARD

Compact HPL lockers, compact HPL and aluminum profile locker and Water resistant MDF with compact HPL lockers: 100 mm baseboard in 12,5 mm compact HPL.  
Melamine lockers: 100 mm baseboard in 19 mm melamine.

**TUBE**

30x30 stainless steel square tube.  
Structure of benches and benches for lockers

**LEVELERS**

Nylon levelers.  
Structure of benches and benches for lockers.

**ALUMINUM  
PROFILE**

Aluminum profile for lateral support.  
Hardware for cubicles.

**HANDLE**

Double handle in stainless steel.  
Hardware for cubicles.

**HINGE**

Left or right hinge in stainless steel.  
Hardware for cubicles.

**LOCK**

Lock with free/occupied indicator in stainless steel.  
Hardware for cubicles.



### FEET

Stainless steel feet.  
Adjustable height from 120 to 150 mm.  
Hardware for cubicles.



### STAINLESS STEEL TUBE

Stainless steel top tube.  
Hardware for cubicles.



### TOP SUPPORT

Stainless steel top support.  
Hardware for cubicles.



### TUBE SUPPORT

Stainless steel support for tube for wall mounting.  
Hardware for cubicles.



### TUBE JOINT

Tube joint at 90° and 180° in stainless steel.  
Hardware for cubicles.



### SLIDING DOOR

Sliding door system that includes track, pulleys, supports and lower guide.  
Hardware for cubicles.



### SLIDING DOOR LOCKER

Lock with free/occupied indicator for sliding door.  
Hardware for cubicles.



### WALL SUPPORT

Stainless steel support for partitions.  
Hardware for cubicles.




If you have questions about our options, do not hesitate to contact us. We have a team at your disposal to clarify any question!



# COLORS\*

- Compact HPL lockers, compact HPL and aluminum profile lockers and Water resistant MDF with compact HPL lockers.
- Toilet and shower cubicles, partitions, urinal separators, worktops, hangers and benches.


## BODY




WHITE

## PORTAS


---




WHITE



GREY




ANTHRACITE




BLACK




CREAM




YELLOW



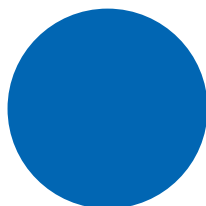
ORANGE



RED



GREEN



BLUE




OAK C




OAK E

# COLORS\*


• Lockers and melamine furniture.




WHITE



GREY



ANTHRACITE



BLACK



OAK WHEAT

MEDITERRANEAN  
OAK

BEECH



MAPLE



CHERRY C



CHERRY



NUTWOOD



PEAR



WENGE

**como**